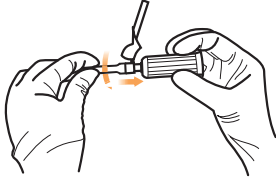
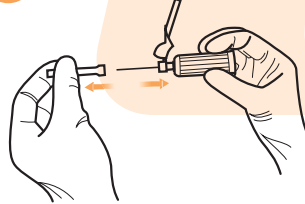


Turvaliste verevõtuvahendite kasutamine

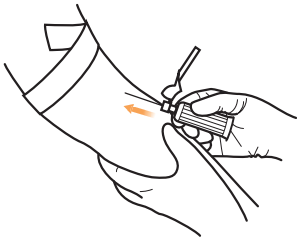
1 Keerake nõel hoidjasse



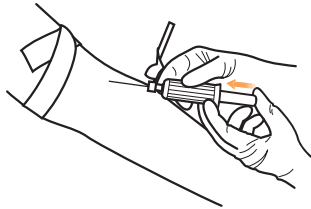
2 Eemaldage nõelalt kork



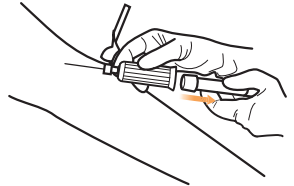
3 Teostage veenipunktsioon



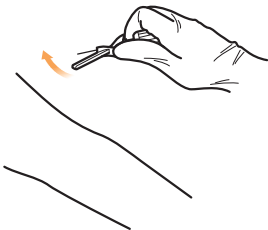
4 Ühendage katsuti nõelaga



5 Eemaldage täitunud katsuti nõelahoidjast



6 Lükake pöidlaga nõelale turvakate



7 Kuuldav „klõps“ kinnitab turvamehhanismi sulgumist



8 Visake kogu verevõtu komplekt jäätmekonteinerisse



QUATTROMED HTI KLIENDITUGI

Tel: 17123

E-post: klienditugi@quattromed.ee

www.quattromed.ee